



ZECL-31-3228-STL-ARCH  
Shown with Arch surround and LOG media



ZECL-31-3228-STL-SQR  
Shown with Square surround and ICE media

# ZECL-31-3228-STL

ELECTRIC FIREPLACES  
INDOOR




*Amantii*


# ZECL-31-3228-STL | ELECTRIC FIREPLACES


Amantii & Sierra Flame Zero Clearance electrics are perfect for new construction or renovation projects. Designed to be fully enclosed, zero clearance fireplaces are an excellent and economical option to gas or wood burning fireplaces.

The ZECL-31-3228 features an extra deep tray and new heavy gauge steel surround. Comes with deluxe log set installed PLUS your choice of Ember or Ice media options. Also choice of arched or square steel surround.

## KEY FEATURES

-  Heater & Fan  
Flame operates with or without heat
-  Hard-wire ready.  
Thermostat hard-wire ready
-  Temperature maintenance control - keep your space warm and cozy

 Three light strips allow for yellow, orange, blue, violet and rose colored flames.

 Perfect for zone heating. Approx. 37 sqm. 4800 BTUs

## IDEAL APPLICATIONS

- Residential spaces
- Commercial spaces
- New construction
- Renovation projects

## TECHNICAL SPECS

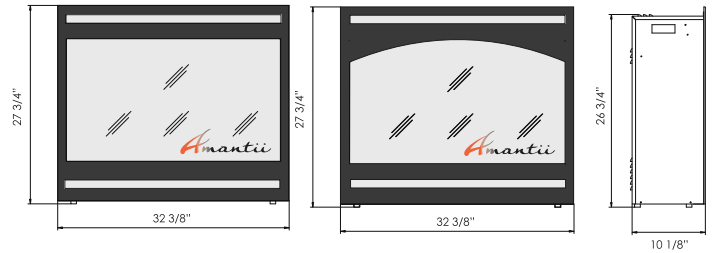
Volts	120
Amps	13
Watts	1500 max
Heater On	1500 watts high, 750 watts low
Heater Off	22 watts
Rotor Motor	1 at 5 watts
BTU	4800

## INCLUDED ACCESSORIES

The Zero Clearance series come with log set and a remote.



\*Remote control may not be exactly as shown




ZECL-31-3228-STL-SQR

ZECL-31-3228-STL-ARCH

Optional decorative media available for purchase



ICE Media Set



EMBER Media Set  
Clear, Suntea, Harvest Moon

Thick heavy gauge steel surrounds



ZECL-31-3228-STL-ARCH

\*Height, Width, Depth: 69cm x 82cm x 25.5cm  
Surround Size: 82.5cm x 65cm  
\*\*Shipping Size Unit: 90cm x 33cm x 76cm  
\*\*Shipping Size Steel Front: 89cm x 7.5 cm x 76cm  
Shipping Weight: 31 Kg Glass Included



ZECL-31-3228-STL-SQR

\*Height, Width, Depth: 69cm x 82cm x 25.5cm  
Surround Size: 82.5cm x 65cm  
\*\*Shipping Size Unit: 90cm x 33cm x 76cm  
\*\*Shipping Size Steel Front: 89cm x 7.5 cm x 76cm  
Shipping Weight: 31 Kg Glass Included