



**NEW Product!
NEW Height!
22-inch opening**

60-TRV-XT-XL shown with Birch Logs

TRU-VIEW SERIES
ELECTRIC FIREPLACES

Amantii

SLIM









**NEW Product!
NEW 4" Depth!**

THE PERFECT FIT

Our Tru-View series family just got better with the addition of the Slim! With a depth of less than 4", the Tru-View-Slim series of electric fireplaces is designed to be installed into a 2" x 4" wall. Available in five sizes, you'll find a unit that is perfect for any space in your home, business or commercial space. The Slim is perfectly suited to installations where wall depth is at a premium.

Boasting our FIRE & ICE® Flame presentation with three color LED light strips allowing for multi-color flame options. With just a click of the included remote control, choose from blue, rose, violet, yellow or orange colored flames. The Slim model comes standard with a 10 piece log set and Charcoal grey fire glass, vermiculite, black fire glass plus a remote.

KEY FEATURES

-  FIRE & ICE® Flame Presentation. Three light strips allow for yellow, orange, blue, violet & rose colored flames
-  Illuminate decorative media like never before with ambient canopy lighting in 13 colors
-  Heater & Fan. Flame operates with or without heat
-  Comes with a 10 piece log set and charcoal grey fire glass, vermiculite, black fire glass plus a remote.
-  Thermostat hard-wire ready. Electrical hard-wire ready
-  Very thin – only 4" in depth
-  Perfect for zone heating approx. 400-500 sq ft. 4800 BTU
-  Approved for Indoor and Outdoor Use

IDEAL APPLICATIONS

- Apartments
- New construction or renovations
- Outdoor spaces

TECHNICAL SPECS

Volts	120
Amps	13
Watts	1500 max
Heater On	1500 watts high, 750 watts low
Heater Off	22 watts
Rotor Motor	1 at 5 watts
BTU	4800



60-TRV-SLIM

*Height, Width, Depth: 26 5/8 x 63 1/4 x 10 5/8
Glass Viewing Area: 15 5/8 x 59 5/8
Surround Size: No surround
**Shipping Size: 29 1/8 x 67 1/2 x 12 5/8
Shipping Weight: 140 lbs. Glass Included



72-TRV-SLIM

*Height, Width, Depth: 26 5/8 x 75 1/4 x 10 5/8
Glass Viewing Area: 15 5/8 x 71 5/8
Surround Size: No surround
**Shipping Size: 29 1/8 x 79 1/2 x 12 5/8
Shipping Weight: 167 lbs. Glass Included

30-TRV-SLIM



*Height, Width, Depth: 26 5/8 x 33 1/4 x 10 5/8
Glass Viewing Area: 15 5/8 x 29 5/8
Surround Size: No surround
**Shipping Size: 29 1/8 x 37 1/2 x 12 5/8
Shipping Weight: 85 lbs. Glass Included

40-TRV-SLIM



*Height, Width, Depth: 26 5/8 x 43 1/4 x 10 5/8
Glass Viewing Area: 15 5/8 x 39 5/8
Surround Size: No surround
**Shipping Size: 29 1/8 x 47 1/2 x 12 5/8
Shipping Weight: 104 lbs. Glass Included

50-TRV-SLIM



*Height, Width, Depth: 26 5/8 x 53 1/4 x 10 5/8
Glass Viewing Area: 15 5/8 x 49 5/8
Surround Size: No surround
**Shipping Size: 29 1/8 x 57 1/2 x 12 5/8
Shipping Weight: 121 lbs. Glass Included

INCLUDED ACCESSORIES

The TRU VIEW SLIM series comes with a 10 piece log set and Charcoal grey fire glass, vermiculite, black fire glass plus a remote.



*Remote control may not be exactly as shown

XL EXTRA TALL

NEW!

REACHING NEW HEIGHTS

For a sophisticated and contemporary way to introduce flame into your living space our Tru-View XL are a perfect fit. The XT-XL series comes with a beautiful selection of logs, embers and glass media kit to create a beautiful illusion of flame. It's your choice of media kits.

Built with Amantii's FIRE & ICE® Flame presentation made of three color LED light strips allowing for multi-color flame options. With just a click of the included remote control, choose from blue, rose, violet, yellow or orange colored flames. Additional media options available for purchase.

IDEAL APPLICATIONS

- Residential spaces
- Patios
- Outdoor spaces
- Commercial spaces
- Restaurants
- New construction or renovations

KEY FEATURES

- FIRE & ICE® Flame Presentation. Three light strips allow for yellow, orange, blue, violet & rose colored flames
- Illuminate decorative media like never before with ambient canopy lighting in 13 colors
- Heater & Fan. Flame operates with or without heat
- Your choice of Designer Media kit - deluxe log set, black stones, rocks, pebbles, vermiculite chips and embers
- Thermostat hard-wire ready. Electrical hard-wire ready
- Glass viewing area is 22" in height
- Perfect for zone heating approx. 400-500 sq ft. 4800 BTU
- Approved for Indoor and Outdoor Use

TECHNICAL SPECS

Volts	120
Amps	13
Watts	1500 max
Heater On	1500 watts high, 750 watts low
Heater Off	22 watts
Rotor Motor	1 at 5 watts
BTU	4800

72-TRV-XT-XL

*Height, Width, Depth: 33 x 75 1/4 x 13 3/4
Glass Viewing Area: 22 x 71 5/8
Surround Size: No surround
**Shipping Size: 35 1/4 x 79 1/2 x 15 5/8
Shipping Weight: 201 lbs. Glass Included



88-TRV-XT-XL

*Height, Width, Depth: 33 x 91 1/4 x 13 3/4
Glass Viewing Area: 22 x 87 5/8
Surround Size: No surround
**Shipping Size: 35 1/4 x 95 1/2 x 15 5/8
Shipping Weight: 231 lbs. Glass Included



40-TRV-XT-XL



*Height, Width, Depth: 33 x 43 1/4 x 13 3/4
Glass Viewing Area: 22 x 39 5/8
Surround Size: No surround
**Shipping Size: 35 1/4 x 47 1/2 x 15 5/8
Shipping Weight: 126 lbs. Glass Included

50-TRV-XT-XL



*Height, Width, Depth: 33 x 53 1/4 x 13 3/4
Glass Viewing Area: 22 x 49 5/8
Surround Size: No surround
**Shipping Size: 35 1/4 x 57 1/2 x 15 5/8
Shipping Weight: 148 lbs. Glass Included

60-TRV-XT-XL



*Height, Width, Depth: 33 x 63 1/4 x 13 3/4
Glass Viewing Area: 22 x 59 5/8
Surround Size: No surround
**Shipping Size: 35 1/4 x 67 1/2 x 15 5/8
Shipping Weight: 170 lbs. Glass Included

INCLUDED ACCESSORIES

The Tru View XL Extra Tall series includes your choice of Design Media Kit - 15 piece log set, black fireglass, pebbles, stones, vermiculite chips and embers, ICE media kit and a remote.



YOUR CHOICE:

DESIGN-MEDIA-DRIFT-15PCE
Now includes an additional 4 mini logs (Not Shown)



DESIGN-MEDIA-RUSTIC-14PCE



DESIGN-MEDIA-BIRCH-15PCE



ICE MEDIA



XL DEEP

STUNNING FROM ANY ANGLE








Makes a bold statement of elegance that is sure to capture the imagination of any guest who happen upon its presence. Versatile and stunning, this fireplace has four installation options: 3 sided open, left side open, right side open or both sides "closed".

Designed for finishing materials to built flush to the lip for a clean face finish. Built-In only. No trim or surround included.

Perfect for any space, inside or out, including bathrooms.

Boasting a depth of 14-1/4", the TRU-VIEW-XL DEEP features two flame sets, ambient canopy lighting in 13 colors to illuminate the decorative media like never before and our exclusive FIRE & ICE® flame presentation. Additional media available for purchase.

KEY FEATURES

-  FIRE & ICE® Flame Presentation. Three light strips allow for yellow, orange, blue, violet & rose colored flames
-  Heater & Fan. Flame operates with or without heat
-  Thermostat hard-wire ready. Electrical hard-wire ready
-  Perfect for zone heating approx. 400-500 sq ft. 4800 BTU
-  Illuminate decorative media like never before with ambient canopy lighting in 13 colors
-  Your choice of Designer Media kit - deluxe log set, black stones, rocks, pebbles, vermiculite chips and embers
-  Approved for Indoor and Outdoor Use

IDEAL APPLICATIONS

- Residential spaces
- Patios
- Outdoor spaces
- Commercial spaces
- Restaurants
- New construction or renovations

TECHNICAL SPECS

Volts	120
Amps	13
Watts	1500 max
Heater On	1500 watts high, 750 watts low
Heater Off	22 watts
Rotor Motor	1 at 5 watts
BTU	4800



50-TRV-XL DEEP

*Height, Width, Depth: 26 5/8 x 53 1/4 x 14 1/4
Glass Viewing Area: 15 5/8 x 45 1/4
Surround Size: No surround
**Shipping Size: 32 1/3 x 60 5/8 x 16
Shipping Weight: 141 lbs. Glass Included

40-TRV-XL DEEP



*Height, Width, Depth: 26 5/8 x 43 1/4 x 14 1/4
Glass Viewing Area: 15 5/8 x 34 1/4
Surround Size: No surround
**Shipping Size: 32 1/3 x 51 2/9 x 16
Shipping Weight: 121 lbs. Glass Included

60-TRV-XL DEEP



*Height, Width, Depth: 26 5/8 x 63 1/4 x 14 1/4
Glass Viewing Area: 15 5/8 x 59 5/8
Surround Size: No surround
**Shipping Size: 32 1/3 x 70 5/8 x 16
Shipping Weight: 161 lbs. Glass Included

72-TRV-XL DEEP



*Height, Width, Depth: 26 5/8 x 75 1/4 x 14 1/4
Glass Viewing Area: 125 5/8 x 68 3/4
Surround Size: No surround
**Shipping Size: 32 1/3 x 86 7/9 x 16
Shipping Weight: 192 lbs. Glass Included

INCLUDED ACCESSORIES

The Tru View XL Deep series includes your choice of Design Media Kit - 15 piece log set, black fireglass, pebbles, stones, vermiculite chips and embers, ICE media kit and a remote.



*Remote control may not be exactly as shown

YOUR CHOICE:

DESIGN-MEDIA-DRIFT-15PCE
Now includes an additional 4 mini logs (Not Shown)



DESIGN-MEDIA-RUSTIC-14PCE



DESIGN-MEDIA-BIRCH-15PCE



ICE MEDIA



FI-109-Diamond

THE CUBE

STYLISH & VERSATILE

The stylish Cube 3 sided electric fireplace is truly innovative! The stunning flame presentation and unique media options can now be viewed from almost any angle through 3 sides of glass viewing area.

The Cube features two flame sets, ambient canopy lighting in 13 colors to illuminate the decorative media like never before and our exclusive FIRE & ICE® flame presentation that allows users to choose from blue, rose, violet, yellow or orange colored

flames with just a click of the remote control

Customize the appearance of the Cube further by utilizing the included 10 piece log set, charcoal grey real fireglass media and two bags of vermiculite, in black and white. Further media options available for additional purchase.

With three distinct styles to choose from the Cube is perfect for any space, inside or out including bathrooms and kitchens.

IDEAL APPLICATIONS

- Residential spaces
- Patios
- Outdoor spaces
- Commercial spaces
- Restaurants
- New construction or renovations

KEY FEATURES

- FIRE & ICE® Flame Presentation. Three light strips allow for yellow, orange, blue, violet & rose colored flames
- Illuminate decorative media like never before with ambient canopy lighting in 13 colors
- Perfect for zone heating approx. 400-500 sq ft. 4800 BTU
- Thermostat hard-wire ready Electrical hard-wire ready
- Heater & Fan Flame operates with or without heat
- 6-1/4" deep comes with 10 piece log set, charcoal grey real fireglass media and two bags of vermiculite, in black and white.
- Approved for Indoor and Outdoor Use

TECHNICAL SPECS

Volts	120
Amps	13
Watts	1500 max
Heater On	1500 watts high, 750 watts low
Heater Off	22 watts
Rotor Motor	1 at 5 watts
BTU	4800

Nº 3. Cube Wall Mount



CUBE 2025WM

*Height, Width, Depth: 25 1/4 x 19 5/8 x 11 3/4
Glass Viewing Area: 15 3/8 x 16 1/2 x 3 7/8
**Shipping Size: 23 x 15 x 28
Shipping Weight: 60 lbs. Glass Included

CUBE 2025WM WITH SPEAKER BASE



CUBE 2025WM Speaker Base Dimensions
*Height, Width, Depth: 17 3/4 x 19 5/8 x 11 3/4



CUBE 2025WM WITH LEG BASE




Leg Base Dimensions
*Height, Width, Depth: 7x 20 1/2 x 12 5/8



Leg Base is not approved for use outdoors.

CUBE 2025WM



CUBE 2025WM is approved for use outdoors in a covered area. Speaker Base and Leg Base are not approved for use outdoors.

INCLUDED ACCESSORIES

Each unit comes with a 10 piece log set, charcoal grey real fireglass media and two bags of vermiculite, in black and white, and a remote.



*Remote control may not be exactly as shown

MEASUREMENTS

Nº 1. Cube with Speaker Base
43" x 19 5/8" x 11 3/4"

Nº 2. Cube with Leg Base
33 5/8" x 19 5/8" x 11 3/4"

Nº 3. Cube Wall Mount
25 1/4" x 19 5/8" x 11 3/4"

Nº 4. Leg Base
8 3/8" x 20 1/2" x 12 5/8"

2939 XL

ALLURING & MODERN








The contemporary 2939 XL – 3 sided fireplace is stunningly modern! Resembling the Cube fireplace with its flame presentation and unique media options. With it comes the allure of a realistic like flame and large 3 sided viewing area, visible from any angle

The 2939 XL feature two flame sets, ambient canopy lighting in 13 colors to illuminate the decorative media like never before and our exclusive FIRE & ICE® flame presentation that allows users to choose

from blue, rose, violet, yellow or orange colored flames with just a click of the remote control. *It's perfect for any space, inside or out including bathrooms.*

Customize the appearance of the 2939 XL further by utilizing the included 10 piece log set, charcoal grey real fireglass media and two bags of vermiculite, in black and white. Further media options available for additional purchase.

KEY FEATURES

-  FIRE & ICE® Flame Presentation. Three light strips allow for yellow, orange, blue, violet & rose colored flames
-  Illuminate decorative media like never before with ambient canopy lighting in 13 colors
-  Perfect for zone heating approx. 400-500 sq ft. 4800 BTU
-  Thermostat hard-wire ready
Electrical hard-wire ready
-  Heater & Fan
Flame operates with or without heat
-  11-3/4" deep comes with a 10 piece log set and media
-  Approved for Indoor and Outdoor Use

IDEAL APPLICATIONS

- Residential spaces
- Patios
- Outdoor spaces
- Commercial spaces
- Restaurants
- New construction or renovations

TECHNICAL SPECS

Volts	120
Amps	13
Watts	1500 max
Heater On	1500 watts high, 750 watts low
Heater Off	22 watts
Rotor Motor	1 at 5 watts
BTU	4800

2939 XL

2939 XL

*Height, Width, Depth: 39-1/4" x 29-1/2" x 11-3/4"
Glass Viewing Area: 29" x 26"
**Shipping Size: 41" x 32-1/2" x 12-1/4"
Shipping Weight: 104 lbs. Glass Included



2939 XL



2939 XL



2939 XL



INCLUDED ACCESSORIES

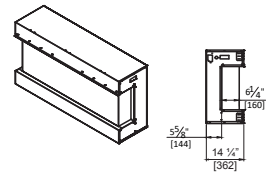
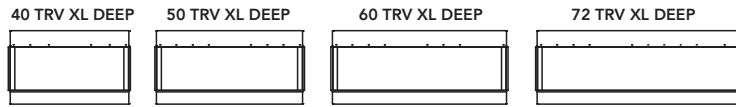
Each unit comes with a 10 piece log set, charcoal grey real fireglass media and two bags of vermiculite, in black and white, and a remote.



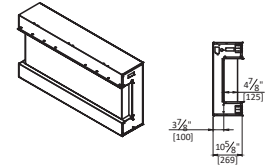
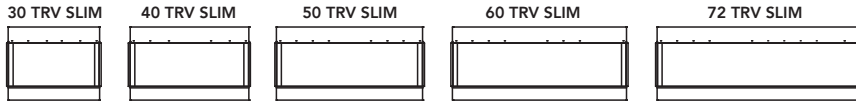
*Remote control may not be exactly as shown

Approved for outdoor applications, including kitchens.
Note: For outdoor use it must be installed in a covered area. Please refer to the manual for additional information.

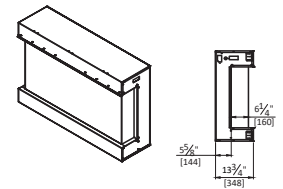
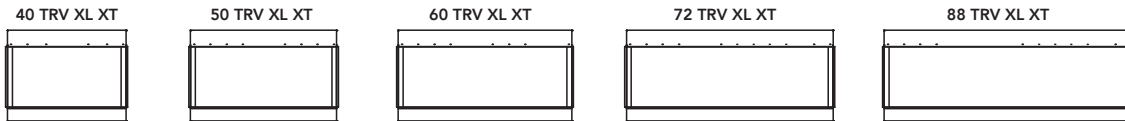
XL DEEP



SLIM



XL EXTRA TALL



EXCLUSIVE FLAME SET



Ambient canopy lighting: Shown On and Off, illuminate media like never before with a spectrum of lighting in 13 different colors.

UNIQUE PRESENTATION



Fire & Ice Flame®: Vibrant multi-colored state-of-the-art FIRE & ICE® flame that is easily changed from purple to orange or yellow to blue to purple, rose or violet to blue with just a click of the remote.

FOUR INSTALLATION CONFIGURATIONS

- All 3 sides of glass visible
- Left side visible
- Right visible
- Front only for an extra deep (14 1/4") fireplace



3 sides open



Left side open



Right side open



Both sides closed

Tru-View Book JAN 20

Distributed By:

We reserve the right to update products, specifications and dimensions are subject to change. Please refer to the product manual to verify measurements and clearance requirements. All local building codes must be followed.

Amantii

Visit our online showrooms at:

www.amantii.com