

# HTL68 SERIES TAPE LIGHT

## 24V Submersible High Output

For water features or wet location applications, the Submersible tape is a highly sought after solution. With an IP68 outdoor submersible rating, our submersible tape can withstand most natural elements and can be field cut for custom applications making for a great go to for small ponds and fountain lighting solutions.

- Available in 3000K and 4000K color temperatures
- Up to 94+ color rendering index
- Lumen output ranging from 270Lm to 335Lm per foot
- Consumes up to 4.6W per foot
- IP68 submersible rating allows for water feature applications
- Cuttable every 3.94" with 16.4ft max run
- Dimmable (5-100%) with most ELV, TRIAC dimmers
- cULus Listed for indoor and outdoor wet locations
- 50,000 hours rated life



PROJECT: \_\_\_\_\_

TYPE: \_\_\_\_\_

LOCATION: \_\_\_\_\_

CATALOG NUMBER: \_\_\_\_\_



| HTL68 SERIES QUICK SPECS |                                            |
|--------------------------|--------------------------------------------|
| VOLTAGE                  | 24V DC                                     |
| WATTAGE                  | 4.6W / ft                                  |
| LUMENS                   | Up to 335Lm / ft                           |
| CCT                      | 3000K / 4000K                              |
| CRI                      | 94+                                        |
| MAX RUN                  | 16.4ft                                     |
| CUTTING POINTS           | *3.94" (100mm) - (Must be properly sealed) |
| IP RATING                | IP68 - Encased                             |
| DIMMING                  | TRIAC / ELV (5 - 100%)                     |
| DIMENSIONS               | 12.5mm (0.49") W x 6mm (0.24") H           |
| BEAM ANGLE               | 120°                                       |
| OPERATING TEMP           | 5°C (41°F) to 70°C (158°F)                 |
| CERTIFICATIONS           | cULus Listed - Damp / Wet Location         |
| RATED LIFE               | 50,000 Hours                               |

### HTL68 SERIES IP RATINGS



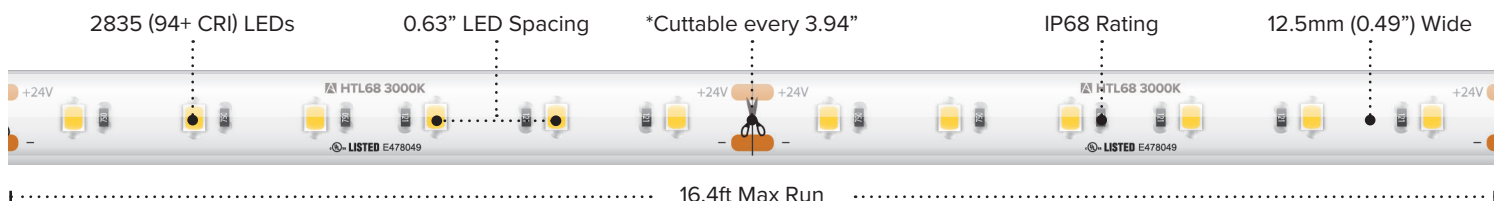
**IP68 (Encased)\***

Fully encased tape light in silicone injected jacketing that allows for wet location applications.

**Best suited:** Indoor & Outdoor wet locations

\*Not intended for long-term submersion nor submersion greater than 1M in depth. Not intended for use in swimming pools or other water features where humans and/or animals may enter the water. Not suitable for exposure to chemicals.

### HTL68 SERIES QUICK LOOK



**HTL68 SERIES ORDERING INFORMATION**

| ITEM NUMBER     | VOLTAGE | CCT   | LENGTH  | LUMENS / FT | WATTAGE / FT | IP RATING | CRI | CUTTING       | MAX RUN |
|-----------------|---------|-------|---------|-------------|--------------|-----------|-----|---------------|---------|
| <b>HTL68-WW</b> | 24V DC  | 3000K | 16.4 ft | 270Lm / ft  | 4.6W / ft    | IP68      | 94+ | 3.94" (100mm) | 16.4 ft |
| <b>HTL68-WH</b> | 24V DC  | 4000K | 16.4 ft | 335Lm / ft  | 4.6W / ft    | IP68      | 94+ | 3.94" (100mm) | 16.4 ft |


16.4ft Reels (IP68) Include: Attached IP68 Power Feed / (15) Mounting Clips / (2) IP68 End Caps

**HTL68-RGB SERIES ACCESSORIES**

| ITEM NUMBER              | DESCRIPTION                           |
|--------------------------|---------------------------------------|
| <b>TL-2JUMP68-10</b>     | 10ft Extension Cable (IP68)           |
| <b>TL-2JUMP68-20</b>     | 20ft Extension Cable (IP68)           |
| <b>TL-CLIPS-15</b>       | IP68 Mounting Clips - Qty 15          |
| <b>WIRE-15-2PIN</b>      | 15ft (20/2) Wire Spool                |
| <b>WIRE-CMP-100-3PIN</b> | 100ft (16/3) In-wall Rated Wire Spool |



TL-2JUMP68-10  
TL-2JUMP68-20



TL-CLIPS-15




WIRE-15-2PIN



WIRE-CMP-100-3PIN

**TLH68 SERIES QUICK SET-UP**



**RECOMMENDED POWER SUPPLIES**

| ITEM NUMBER               | DESCRIPTION                        | MAX / MIN LOAD | INPUT VOLTAGE | OUTPUT VOLTAGE | DIMMABLE | DIMENSIONS                |
|---------------------------|------------------------------------|----------------|---------------|----------------|----------|---------------------------|
| <b>ADPTPRO-DRJ-30-24</b>  | Adaptive Pro Series 30W            | 30W / 3W       | 100-277V AC   | 24V DC         | Yes*     | 6.49"L x 3.6"W x 1.02"H   |
| <b>ADPTPRO-DRJ-60-24</b>  | Adaptive Pro Series 60W            | 60W / 6W       | 100-277V AC   | 24V DC         | Yes*     | 7.44"L x 3.77"W x 1.73"H  |
| <b>ADPTPRO-DRJ-96-24</b>  | Adaptive Pro Series 96W            | 96W / 9.6W     | 100-277V AC   | 24V DC         | Yes*     | 8.70"L x 3.77"W x 1.73"H  |
| <b>ADPTPRO-DRJ-192-24</b> | Adaptive Pro Series 192W (2 x 96W) | 192W / 19.2W   | 100-277V AC   | 24V DC         | Yes*     | 10.94"L x 4.33"W x 1.88"H |
| <b>ADPTPRO-DRJ-288-24</b> | Adaptive Pro Series 288W (3 x 96W) | 288W / 28.8W   | 100-277V AC   | 24V DC         | Yes*     | 11.92"L x 4.33"W x 1.88"H |
| <b>ADPTPRO-200-24</b>     | Adaptive Pro Series 200W           | 200W / 20W     | 100-277V AC   | 24V DC         | Yes*     | 10.07"L x 3.07"W x 1.85"H |
| <b>ADPTPRO-300-24</b>     | Adaptive Pro Series 300W           | 300W / 30W     | 100-277V AC   | 24V DC         | Yes*     | 10.86"L x 3.07"W x 1.85"H |

\*5-in-1 Dimming Compatible With Most MLV, ELV, and TRIAC Dimmers\*