

SPTL SERIES TAPE LIGHT

24V DC Spec Grade Single Color

At full brightness, Spec Grade tape light offers up to 525 lumens per foot making for a perfect solution when lighting installs require bright and impactful impressions. The superior light output is best used in large open spaces in both residential and commercial applications and is available in multiple color temps with maximum runs lengths up to 13.1 feet.

- Specification grade output performance
- Available in 2700K, 3000K, and 4000K
- Up to 96+ color rendering index
- Lumen output ranging from 280Lm to 525Lm per foot
- Cuttable every 1.97" with 13.1ft max run
- Easy installation featuring 3M VHB adhesive backing
- Available in IP54 & IP65 rating options
- Dimmable (5-100%) with most ELV, TRIAC dimmers
- cULus Listed for indoor dry/damp, and wet locations
- JA8 Compliant
- 50,000 hours rated life



PROJECT: _____

TYPE: _____

LOCATION: _____

CATALOG NUMBER: _____



SPTL SERIES QUICK SPECS

VOLTAGE	24V DC
WATTAGE	7.8W / ft
LUMENS	Up to 525Lm / ft
CCT OPTIONS	2700K / 3000K / 4000K
CRI	Up to 96+
MAX RUN	13.1ft
CUTTING POINTS	1.97" (50mm)
IP RATING	IP54 - Coated / IP65 - Jacketed
DIMMING	TRIAC / ELV (5 - 100%)
DIMENSIONS	0.39" (10mm) W x 0.06" (1.65mm) H
BEAM ANGLE	120°
OPERATING TEMP	5°C (41°F) to 70°C (158°F)
CERTIFICATIONS	cULus Listed - Dry / Damp Location
RATED LIFE	50,000 Hours

Recommended: In commercial applications, solder all connection points. ALWAYS mount via an aluminum extrusion to allow proper dissipation of heat.

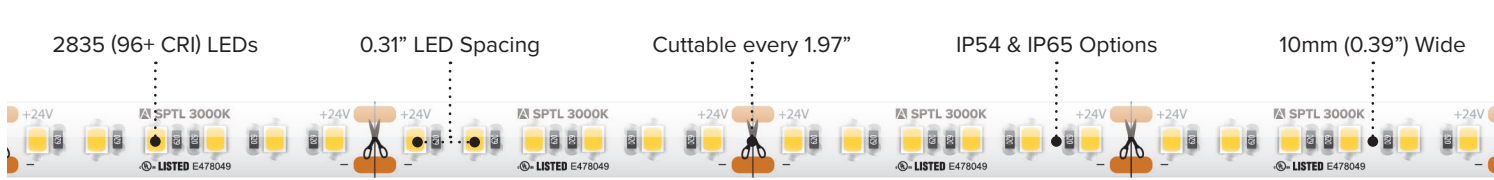
SPTL SERIES IP RATINGS

IP54 (Coated)
 Features a light nano-coating applied to the tape light and LED's that protects from moisture and dust.
Best suited: Indoor dry & damp locations

IP65 (Jacketed)*
 Features a clear protective silicone jacketing that protects the tape light from sprayed water and dust.
Best suited: Indoor & Outdoor damp & wet locations

*Not suitable for exposure to chemicals or salt.

SPTL SERIES QUICK LOOK



..... 13.1 ft Max Run


SPTL SERIES ORDERING INFORMATION *Custom Cut Orders - Please Allow Up To 2-4 Weeks Order Processing & Delivery*

ITEM NUMBER	VOLTAGE	CCT	LENGTH	LUMENS / FT	WATTAGE / FT	IP RATING	CRI	CUTTING	MAX RUN
SPTL65-UWV-13	24V DC	2400K	13.1 ft	390Lm / ft	7.8W / ft	IP65	96+	1.97" (50mm)	13.1 ft
SPTL-UWV-13	24V DC	2700K	13.1 ft	485Lm / ft	7.8W / ft	IP54	96+	1.97" (50mm)	13.1 ft
SPTL-UWV-CC	24V DC	2700K	Custom Cut*	485Lm / ft	7.8W / ft	IP54	96+	1.97" (50mm)	13.1 ft
SPTL-WV-13	24V DC	3000K	13.1 ft	495Lm / ft	7.8W / ft	IP54	96+	1.97" (50mm)	13.1 ft
SPTL65-WV-13	24V DC	3000K	13.1 ft	480Lm / ft	7.8W / ft	IP65	94+	1.97" (50mm)	13.1 ft
SPTL-WV-CC	24V DC	3000K	Custom Cut*	495Lm / ft	7.8W / ft	IP54	96+	1.97" (50mm)	13.1 ft
SPTL65-WV-CC	24V DC	3000K	Custom Cut*	480Lm / ft	7.8W / ft	IP65	94+	1.97" (50mm)	13.1 ft
SPTL-WH-13	24V DC	4000K	13.1 ft	525Lm / ft	7.8W / ft	IP54	96+	1.97" (50mm)	13.1 ft
SPTL65-WH-13	24V DC	4000K	13.1 ft	510Lm / ft	7.8W / ft	IP65	94+	1.97" (50mm)	13.1 ft
SPTL-WH-CC	24V DC	4000K	Custom Cut*	525Lm / ft	7.8W / ft	IP54	96+	1.97" (50mm)	13.1 ft
SPTL65-WH-CC	24V DC	4000K	Custom Cut*	510Lm / ft	7.8W / ft	IP65	94+	1.97" (50mm)	13.1 ft

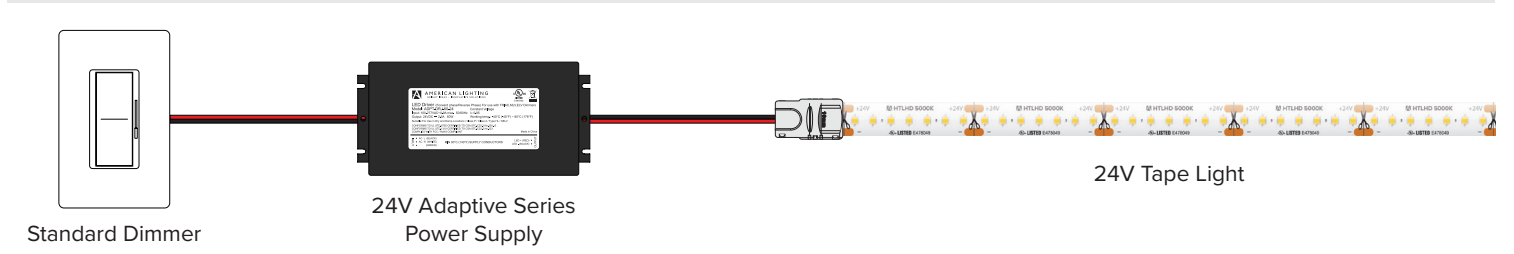
13.1ft Reels (IP54) Include: Attached 3ft Lead Wire / (3) TL-CONKIT / (3) TL-BLKS / (3) TL-2PWR-HD
 13.1ft Reels (IP65) Include: Attached 2ft IP65 Lead Wire +6" Conkit / Attached 2ft IP65 Tail Wire +6" Conkit / (3) HD Power Feeds (IP20)
 Custom Cut: Order (1) **CONKIT-CC** Assembly Fee per length of tape; includes 3ft soldered lead wire and shrink tube cover; for additional wire, add (1) TL-WIRE per ft; IP65 includes 2ft IP65 Lead Wire +6" Conkit (no additional wire available for IP65 cuts)
 *Custom Cut Lengths must be calculated in 1.97" increments (Min 1ft / Max. 13.1ft). See page 3 for cut increment guide.

SPTL SERIES ACCESSORIES

ITEM NUMBER	DESCRIPTION
TL-CONKIT	6" Trulink 4-in-1 Connection Kit
TL-BLKS	Trulink 4-in-1 Connector Block (QTY 10)
TL-2PWR-HD	6" HD Power Feed (IP54)
TL-2JUMP6-HD	6" HD Linking Cable (IP54)
TL-2JUMP24-HD	24" HD Linking Cable (IP54)
TL-2SPL-HD	HD Tape to Tape Splice Connector (IP54)
TL-2SPL-L-HD	90° "L" HD Tape to Tape Splice Connector (IP54)
TL-2JUMP65-.5	6" Linking Cable (IP65)
TL-2JUMP65-1	12" Linking Cable (IP65)
TL-2JUMP65-2	24" Linking Cable (IP65)
WIRE-15-2PIN	15ft (20/2) Wire Spool
WIRE-CMP-100-3PIN	100ft (16/3) In-wall Rated Wire Spool
INLINE-SC-CTRL	Simple Select In-line Controller (Single Color)
LVSB-2PIN	In-Line Splice Terminal Block
RCWY-PVC-1M	1m Plastic Wire Cover Raceway (White)



SPTL SERIES QUICK SET-UP



RECOMMENDED POWER SUPPLIES

ITEM NUMBER	DESCRIPTION	MAX / MIN LOAD	INPUT VOLTAGE	OUTPUT VOLTAGE	DIMMABLE	DIMENSIONS
ADPT-DRJ-30-24	Adaptive Series 30W	30W / 3W	100-277V AC	24V DC	Yes*	6.49"L x 3.6"W x 1.02"H
ADPT-DRJ-60-24	Adaptive Series 60W	60W / 6W	100-277V AC	24V DC	Yes*	7.4"L x 3.6"W x 1.02"H
ADPT-DRJ-96-24	Adaptive Series 96W	96W / 9.6W	100-277V AC	24V DC	Yes*	8.66"L x 3.6"W x 1.61"H
ADPT-DRJ-192-24	Adaptive Series 192W (2 x 96W)	192W / 19.2W	100-277V AC	24V DC	Yes*	10.94"L x 4.25"W x 1.8"H
ADPT-DRJ-288-24	Adaptive Series 288W (3 x 96W)	288W / 28.8W	100-277V AC	24V DC	Yes*	11.85"L x 4.25"W x 1.8"H

Phase Dimming Compatible With Most MLV, ELV, and TRIAC Dimmers

SPTL SERIES CUT INCREMENT GUIDE

Segment	Length (MM)	Length (Inches)	Length (Feet)
1	50	1.97	0.16
2	100	3.94	0.33
3	150	5.91	0.49
4	200	7.87	0.66
5	250	9.84	0.82
6	300	11.81	0.98
7	350	13.78	1.15
8	400	15.75	1.31
9	450	17.72	1.48
10	500	19.68	1.64
11	550	21.65	1.80
12	600	23.62	1.97
13	650	25.59	2.13
14	700	27.56	2.30
15	750	29.53	2.46
16	800	31.5	2.63
17	850	33.46	2.79
18	900	35.43	2.95
19	950	37.4	3.12
20	1000	39.37	3.28
21	1050	41.34	3.45
22	1100	43.31	3.61
23	1150	45.28	3.77
24	1200	47.24	3.94
25	1250	49.21	4.10
26	1300	51.18	4.27
27	1350	53.15	4.43
28	1400	55.12	4.59
29	1450	57.09	4.76
30	1500	59.06	4.92
31	1550	61.02	5.09
32	1600	62.99	5.25
33	1650	64.96	5.41
34	1700	66.93	5.58
35	1750	68.9	5.74
36	1800	70.87	5.91
37	1850	72.83	6.07
38	1900	74.8	6.23
39	1950	76.77	6.40
40	2000	78.74	6.56

Segment	Length (MM)	Length (Inches)	Length (Feet)
41	2050	80.71	6.73
42	2100	82.68	6.89
43	2150	84.65	7.05
44	2200	86.61	7.22
45	2250	88.58	7.38
46	2300	90.55	7.55
47	2350	92.52	7.71
48	2400	94.49	7.87
49	2450	96.46	8.04
50	2500	98.43	8.20
51	2550	100.39	8.37
52	2600	102.36	8.53
53	2650	104.33	8.69
54	2700	106.3	8.86
55	2750	108.27	9.02
56	2800	110.24	9.19
57	2850	112.2	9.35
58	2900	114.17	9.51
59	2950	116.14	9.68
60	3000	118.11	9.84
61	3050	120.08	10.01
62	3100	122.05	10.17
63	3150	124.02	10.34
64	3200	125.98	10.50
65	3250	127.95	10.66
66	3300	129.92	10.83
67	3350	131.89	10.99
68	3400	133.86	11.16
69	3450	135.83	11.32
70	3500	137.79	11.48
71	3550	139.76	11.65
72	3600	141.73	11.81
73	3650	143.7	11.98
74	3700	145.67	12.14
75	3750	147.64	12.30
76	3800	149.61	12.47
77	3850	151.57	12.63
78	3900	153.54	12.80
79	3950	155.51	12.96
80	4000	157.48	13.12



AMERICAN LIGHTING WARRANTY

LIMITED WARRANTY FOR LED PRODUCTS: 5 YEARS

LIMITED PRODUCT WARRANTY

Our products are warranted to be free from defects in material and workmanship for the warranty period listed. Warranty periods begin from the date of shipment from American Lighting Inc's warehouse to the original purchaser. Products that prove to be defective during their specific warranty period will be either repaired or replaced, at the sole discretion of American Lighting Inc. Claims for defective products must be submitted in writing to American Lighting Inc's RGA Department within the warranty period. Upon approval of such return, American Lighting Inc reserves the right to inspect the product for misuse or abuse. Claims for indirect or consequential damages or for product that, in American Lighting Inc's opinion, has been misused will be denied. This is a warranty of product reliability only and not a warranty of merchantability or fitness for a particular purpose. American Lighting Inc shall have no liability whatsoever in any event for payment of incidental or consequential damages, including, without limitations, installation costs and/or damages for personal injury and/or property. These products may represent a possible shock or fire hazard if improperly installed or altered in any way. This warranty does not apply to any product that has not been properly installed in accordance with current local codes and/or the National Electrical Code. Products that require a transformer, driver, or power supply must be used in conjunction with American Lighting Inc's recommended power supply to ensure safety and retain product warranty.

PRODUCT SPECIFICATIONS

For the latest product information, updates, instructions and details concerning specifications, colors, finishes, performance, installation and design, visit www.americanlighting.com. Color may vary from the color printed herein due to limitations in photographic and printing processes. American Lighting Inc. reserves the right to change product specifications without notice. Other product specifications such as color temperature, wavelength characteristics and lumen output are subject to production limitations and may vary.

LED technology is changing rapidly, and not all color temperatures and performance levels can be duplicated at a later time. Best practices include purchasing 10-15% more for a particular project on the same initial order where white LED color temperatures must be maintained over project and product life. Eventual product replacement should be considered at layout and design stages. Best practices also include testing connections and product performance prior to mounting and/or installing.

AVERAGE LIFE

Average incandescent lamp life, rated life and average life are terms used to describe the number of hours at which half of the lamps have failed. For LEDs, the hours of rated life specify the point where 70% of original lumen output is reached. Below this point, the effective life is over, however, the LED may still emit light. Individual results may vary with actual environmental conditions including, but not limited to, proper installation, ambient temperature and/or input voltage fluctuations.