

SPEKTRUM+ SERIES

Wireless Smart Switch

The Spektrum+ Smart Switch is a streamlined control alternative to the Spektrum Smart app. The Smart Switch features built in RGB and tunable white settings with dimming levels to set your favorite color temp or brightness. With a magnetic dock, you can remove the switch from the wall plate and use as a handheld remote for greater control freedom.

- Control multiple Spektrum+ fixtures simultaneously: downlights, tape light, Smart Receivers, landscape lights, and more!
- Use in addition to the Spektrum+ Smart Lighting app
- RGB, Tunable CCT, and dimming control
- Surface mount magnetic dock for easy installations
- Features removable magnetic control for handheld fixture control
- Sync to multiple fixtures for group or dedicated room control
- Save dedicated scenes or favorite settings with a push of a button
- Up to 25 meter signal range*
* Signal range may vary due to potential interference
- Smart Switch must be paired with the Spektrum+ Smart app for control



SPEKTRUM+ SMART SWITCH QUICK SPECS

VOLTAGE	3V DC CR2032 BATTERY
FREQUENCY	2.4Ghz
OUTPUT	BLEMESH (SIG)
RATING	Dry Location

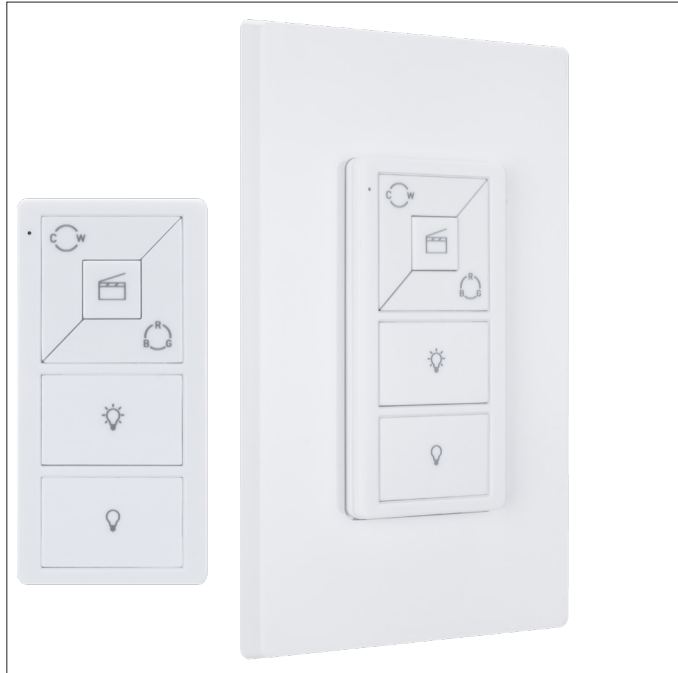
The handheld remote includes 1 piece 3VDC (CR2032) 220mAh battery, the rated life is for 100 hrs.

PROJECT: _____

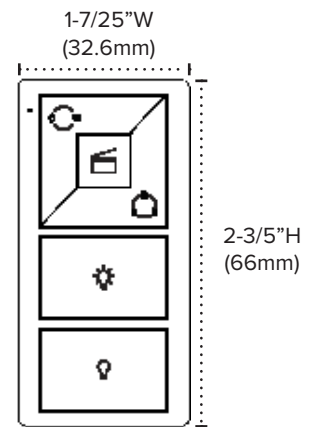
TYPE: _____

LOCATION: _____

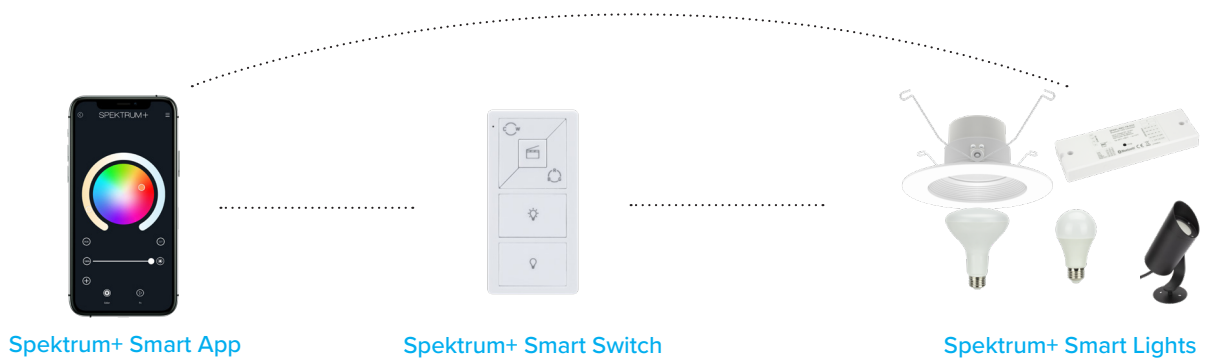
CATALOG NUMBER: _____



SPEKTRUM+ SMART SWITCH DIMENSIONS



SPEKTRUM+ SMART SWITCH QUICK SET-UP



SPEKTRUM+ SMART SWITCH ORDERING INFORMATION

ITEM NUMBER	DESCRIPTION	FINISH	VOLTAGE
SPKPL-CTRL-W-RGBTW	Smart Switch Controller	White	CR2032 Battery Operated

SPEKTRUM+ NOTES

USING THE REMOTE CONTROLLER (See Figure 1): Do not remove protective film from battery compartment until ready to use. This remote includes a 3V CR2032 battery, only replace with the same type battery. Please dispose of old batteries properly.

Using REMOTE with Spektrum+ SMART LIGHTING App: Add the remote to the app by selecting “Add Device”, then press and hold the On + Off buttons together for 3 seconds to enter configuration mode. Follow the app instructions to finish binding the remote. Within the app, select the remote device icon from the list of synced devices, then to add devices to be controlled by the remote. The remote can be added to specific rooms as well.

Distance of control capability: 25 meters (approx. 80ft)

Reset the remote controller: Press and hold the Off and Scene buttons together for 5 seconds.

USING THE SPEKTRUM+ SMART LIGHTING APP: Please follow the Spektrum+ Smart Lighting App guide.

SPEKTRUM+ SIGNAL ATTENUATION

All claims related to signal distance are based on clear line of sight. Any obstacles impeding direct line of sight will significantly reduce the effective distance of the product. Increasing density and thickness of obstacles will further decrease the signal distance.

Material Interference Table

MATERIAL	POTENTIAL FOR RANGE REDUCTION
Wood	Low
Glass	Low
Brick	Medium
Marble	Medium
Plaster	High
Concrete	High
Metal	Very High

Best practices/troubleshooting tactics include:

- Devices using the same RF band can interfere with each other’s communication. Though they cannot communicate directly, they may be able to inject noise into another system. If you experience this, the best practice is move the inadvertent receiver(s)/transmitter(s) to an alternate location or to place a barrier between the inadvertent receiver(s)/transmitter(s).
- If a receiver must be moved out of sight, make sure that the receiver is not fully enclosed and that the receiver is placed as close to the opening as possible. The signal will be able to be reflected around a corner at reduced strength.
- If an antenna is used, the signal is strongest in directions perpendicular to the direction the antenna is pointing.
- A cellphone camera can be used to test if an IR remote is transmitting a signal. Even though the infrared band is invisible to humans, the cellphone camera will pick up the IR light and display it on the screen as either a red or white light. If pressing a button does not show a light on the cellphone screen, the batteries are most likely dead and need to be replaced.

SPEKTRUM+ MAXIMUM CONSIDERATIONS (IN APP)

ITEM	QUANTITY
SIMULTANEOUS LOGINS PER ACCOUNT	200
DEVICES IN (1) APP ACCOUNT	20 homes * 200 devices
HOMES PER ACCOUNT	20
DEVICES IN A NETWORK/FAMILY/HOME	200
MEMBERS PER HOME	20
ROOMS PER HOME	20
DEVICES PER ROOM	50
DEVICES PER GROUP	100
DEVICE GROUPS PER HOME	20
DEVICES LINKED TO A SINGLE GATEWAY/REMOTE	128
SCHEDULES PER DEVICE	30
SCENES IN A HOME	100
AUTOMATIONS IN A HOME	100
ACTIONS IN A SCENE	150
ACTIONS IN A AUTOMATION SCENE	150
CONDITIONS IN AN AUTOMATION SCENE	10
USER THAT CAN SHARE A DEVICE GROUP	20
USERS THAT CAN SHARE A SINGLE DEVICE	20
HOMES THAT (1) APP ACCOUNT CAN JOIN	20



AMERICAN LIGHTING WARRANTY

LIMITED WARRANTY FOR LED PRODUCTS: 3 YEARS

LIMITED PRODUCT WARRANTY

Our products are warranted to be free from defects in material and workmanship for the warranty period listed. Warranty periods begin from the date of shipment from American Lighting Inc's warehouse to the original purchaser. Products that prove to be defective during their specific warranty period will be either repaired or replaced, at the sole discretion of American Lighting Inc. Claims for defective products must be submitted in writing to American Lighting Inc's RGA Department within the warranty period. Upon approval of such return, American Lighting Inc reserves the right to inspect the product for misuse or abuse. Claims for indirect or consequential damages or for product that, in American Lighting Inc's opinion, has been misused will be denied. This is a warranty of product reliability only and not a warranty of merchantability or fitness for a particular purpose. American Lighting Inc shall have no liability whatsoever in any event for payment of incidental or consequential damages, including, without limitations, installation costs and/or damages for personal injury and/or property. These products may represent a possible shock or fire hazard if improperly installed or altered in any way. This warranty does not apply to any product that has not been properly installed in accordance with current local codes and/or the National Electrical Code. Products that require a transformer, driver, or power supply must be used in conjunction with American Lighting Inc's recommended power supply to ensure safety and retain product warranty.

PRODUCT SPECIFICATIONS

For the latest product information, updates, instructions and details concerning specifications, colors, finishes, performance, installation and design, visit www.americanlighting.com. Color may vary from the color printed herein due to limitations in photographic and printing processes. American Lighting Inc. reserves the right to change product specifications without notice. Other product specifications such as color temperature, wavelength characteristics and lumen output are subject to production limitations and may vary. LED technology is changing rapidly, and not all color temperatures and performance levels can be duplicated at a later time. Best practices include purchasing 10-15% more for a particular project on the same initial order where white LED color temperatures must be maintained over project and product life. Eventual product replacement should be considered at layout and design stages. Best practices also include testing connections and product performance prior to mounting and/or installing.

AVERAGE LIFE

Average incandescent lamp life, rated life and average life are terms used to describe the number of hours at which half of the lamps have failed. For LEDs, the hours of rated life specify the point where 70% of original lumen output is reached. Below this point, the effective life is over, however, the LED may still emit light. Individual results may vary with actual environmental conditions including, but not limited to, proper installation, ambient temperature and/or input voltage fluctuations.