


# E26 DECORATIVE BULBS

## FILAMENT LED S14

- Classic filament style LED powered S14 Bulb
- E26 Medium base available in glass or plastic lenses
- Dimmable with most CL and TRIAC dimmers
- 120V line voltage & 12V DC low voltage bulb options
- 1W per bulb - 10,000 hour rating
- cULus Listed for indoor and outdoor locations

ITEM NUMBER	DESCRIPTION	QTY
<b>S14-LEDF-12VDC-30K</b>	12V DC Filament S14 / Warm White / 1W / 90Lm / Glass	25
<b>S14-LEDF-PET-12AC-30K</b>	12V AC Filament S14 / Warm White / 1.9W / 96Lm / Plastic	25
<b>S14-LEDF-120-30K</b>	120V Filament S14 / Warm White / 1W / 80Lm / Glass	25
<b>S14-LEDF-PET-120-30K</b>	120V Filament S14 / Warm White / 1.1W / 113Lm / Plastic	25



3-15/32"  
M.O.L



## FACETED LED S14

- Premium SMD powered LED S14 Bulb
- E26 Medium base with faceted durable plastic lens
- Equal beam pattern for even light distribution
- Non-dimmable
- 120V AC Operation - 1.5W per bulb - 25,000 hour rating
- Suitable for indoor and outdoor locations

ITEM NUMBER	DESCRIPTION	QTY
<b>S14-LED-WW</b>	120V Faceted S14 / Warm White / 1.5W / 34Lm	25




3-11/16"  
M.O.L



## INCANDESCENT S14

- Traditional incandescent filament S14 Bulb
- E26 Medium base with transparent glass lens
- Dimmable with most incandescent dimmers
- 130V AC Operation - 11W per bulb - 8,000 hour rating
- Suitable for indoor and outdoor locations

ITEM NUMBER	DESCRIPTION	QTY
<b>B11S14-CL</b>	130V Incandescent S14 / Clear / 11W	25




3-15/32"  
M.O.L



## PRO DEC G50

- Professional SMD powered LED G50 Bulb
- E26 Medium base with transparent glass lens
- Dimmable with most CL and TRIAC dimmers
- Stem style optic for controlled light distribution
- 120V AC Operation - 1.4W per bulb - 25,000 hour rating
- cULus Listed for indoor and outdoor locations

ITEM NUMBER	DESCRIPTION	QTY
<b>PG50-E26-UWW</b>	Pro Dec G50 / Transparent / 2400K	25
<b>PG50-E26-WW</b>	Pro Dec G50 / Transparent / 2700K	25
<b>PG50F-E26-WW</b>	Pro Dec G50 / Opaque / 2700K	25



2-3/8"  
M.O.L

