

MINI FLANGE SLOT

Recessed Mount Channel

For seamless lines of light that blends directly into the wall or substrate, the Mini Flange channel is a premium solution to applications where modern and clean looks are a must. Simply install during the new construction drywalling phase by perfectly blending the channel into its surroundings. Once completed, all you are left with is a stunning line of light seamlessly incorporated into the wall or substrate.

- Recessed channel extrusion best suited for drywall applications
- Create seamless lines of light that blends into existing substrates
- Frosted lens protects lights source while evenly diffusing light
- Anodized aluminum provides excellent heat dissipation
- Field cuttable channel, housing, and lens
- Compatible with 10-12mm wide tape light and HD Connectors

Available Finishes



Anodized Aluminum

Compatible Tape Light

- Single Color (10mm) + HD Connector
- Tunable CCT (10mm) + HD Connector
- RGB (10mm) + HD Connector
- RGBW (12mm) / RGBTW (12mm) + HD Connector

PROJECT:

TYPE:

LOCATION:

CATALOG NUMBER:



MINI FLANGE SLOT ORDERING INFORMATION

ITEM NUMBER	DESCRIPTION
PE-SLOT-2M	2M Mini Flange Slot Insert Channel
PE-SLOTLENS-2M	2M Mini Flange Slot Frosted Polycarbonate Lens
PE-SLOTLENS-3M	3M Frosted Polycarbonate Lens (Special Order)
PE-SLOTLENS-6M	6M Frosted Polycarbonate Lens (Special Order)
PE-SLOT-END	Mini Flange Slot Insert End Cap
PE-SLOT-CLIP	Mini Flange Slot Clips (Required)
PE-D.5-2M	2M - 1/2" Rough-in Drywall Channel Housing
PE-D.6-2M	2M - 5/8" Rough-in Drywall Channel Housing
PE-FC-END	Rough-in Channel End Cap
PE-180-CON	180° End-toEnd Connector
PE-90-CON	90° End-toEnd Connector

MINI FLANGE SLOT ACCESSORIES

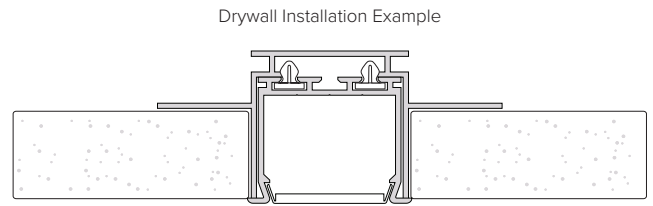
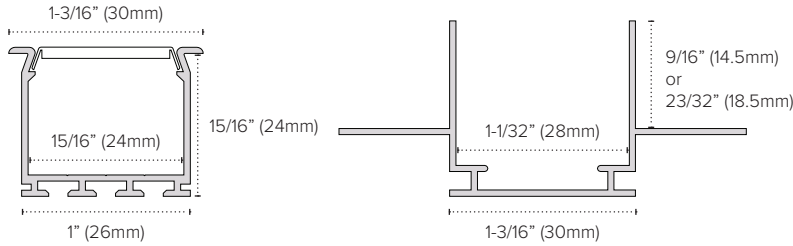


PE-180-CON




PE-90-CON

MINI FLANGE SLOT DIMENSIONS



MINI FLANGE SLOT PRE-MADE COUPLERS

ITEM NUMBER	DESCRIPTION
PE-SLOT-90	90 degree coupler for Mini Flange Slot extrusion with SLOTLENS
PE-SLOT-90VE	90 degree coupler (exterior face) for Mini Flange Slot extrusion with SLOTLENS
PE-SLOT-90VI	90 degree coupler (interior face) for Mini Flange Slot extrusion with SLOTLENS
PE-SLOT-135VI	135 degree coupler (interior face) for Mini Flange Slot extrusion with SLOTLENS
PE-SLOT-135VE	135 degree coupler (exterior face) for Mini Flange Slot extrusion with SLOTLENS
PE-SLOT-135	135 degree coupler for Mini Flange Slot extrusion with SLOTLENS
PE-SLOT-135TR	135 degree "T" coupler (right angle) for Mini Flange Slot extrusion with SLOTLENS
PE-SLOT-135TL	135 degree "T" coupler (left angle) for Mini Flange Slot extrusion with SLOTLENS
PE-SLOT-135X	135 degree "X" coupler for Mini Flange Slot extrusion with SLOTLENS
PE-SLOT-90T	90 degree "T" coupler for Mini Flange Slot extrusion with SLOTLENS
PE-SLOT-90X	90 degree "X" coupler for Mini Flange Slot extrusion with SLOTLENS



Couplers available as special order only
Please allow up to 2 weeks for order processing

MINI FLANGE SLOT ADDITIONAL INFORMATION

- Space for LED strip: 0.95" (24.2mm)

Extrusion bending:

Minimum Internal Radius	Minimum External Radius
3000mm (118.1")	3000mm (118.1")

- Minimum radius bending radius which when exceeded causes destruction (deformation, bending or lack of compatibility with other accessories, e.g. covers, end caps, etc.) of the profile.
- Internal radius refers to the extrusion bent so that the cover is facing the inside of the arch.
- External radius - refers to the extrusion bent so that the cover is facing the outside of the arch.
- Irregular curves are possible after consultation and individual quotation.
- When bending anodized extrusions, one should be aware of cracking of the anode coating (which may be more or less visible depending on the radius).
- American Lighting is not responsible for any damage caused during bending anodized extrusions or lenses/covers of any kind.

Turn off LED lights during peak day light hours in outdoor applications to avoid excessive heat buildup which will result in diminished LED life.