

NEONFLEX PRO-V SERIES

24V DC Single Color Top Bend Neon

Neonflex Pro is the next generation solution for achieving seamless lines of direct view lighting for any architectural-grade install. UV, flame, and saltwater resistant, Neonflex Pro is not only durable, but easy to install. Featuring multiple power feed options, in-field customization makes for a versatile option for any interior or exterior application.

- Single color vertical (top bend) LED neon
- Available in Red, Green, and Blue
- Lumen output performance up to 149Lm per foot
- Cuttable every 1.97" with 55.7ft max run
- UV, flame, and saltwater resistant
- IP67 rating featuring sealed silicone jacketing
- Dimmable (5-100%) with most ELV and TRIAC dimmers
- cULus Listed for indoor and outdoor wet locations
- 54,000 hours rated life



PROJECT: _____

TYPE: _____

LOCATION: _____

CATALOG NUMBER: _____



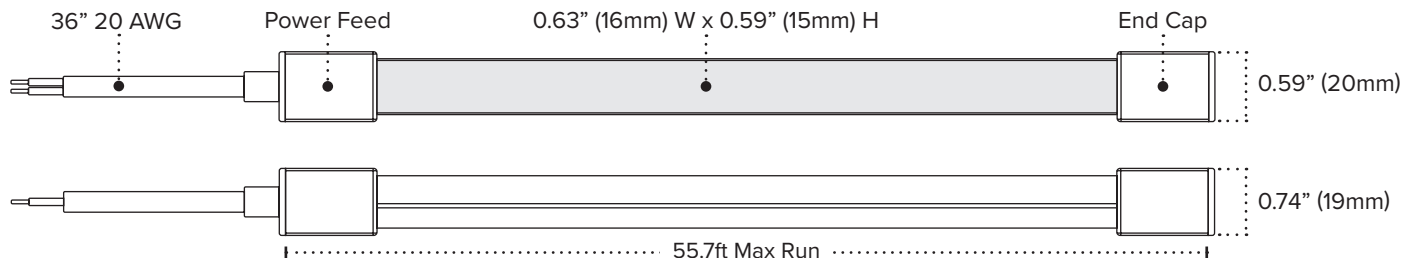
NEONFLEX PRO-V SERIES QUICK SPECS

VOLTAGE	24V DC
WATTAGE	3.05W / ft
LUMENS	Up to 149Lm / ft
COLOR OPTIONS	Red / Green / Blue
MAX RUN	55.7ft (17m)
CUTTING POINTS	1.97" (50mm)
IP RATING	IP67 - Jacketed
DIMMING	(5-100%) Via DMX Controls
DIMENSIONS	0.63" (12mm) W x 0.59" (20mm) H
BEAM ANGLE	120°
STORAGE TEMP	-25°C (-13°F) to 60°C (140°F)**
AMBIENT TEMP	-25°C (-13°F) to 45°C (113°F)**
OPERATING TEMP	-25°C (-13°F) to 45°C (113°F)**
CERTIFICATIONS	cULus Listed - Wet Location
RATED LIFE	54,000 Hours



**Do not install in inclement weather or extreme temperature conditions (i.e. -25°C (-13°F) and below). Recommended to order Custom Cut direct from American Lighting for outdoor installations.

NEONFLEX PRO-V SERIES QUICK LOOK



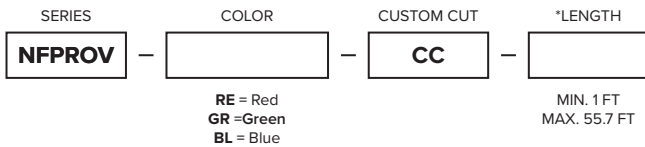
NEONFLEX PRO-V SERIES ORDERING INFORMATION

ITEM NUMBER	VOLTAGE	COLOR	LENGTH	LUMENS / FT	WATTAGE / FT	IP RATING	CUTTING	MAX RUN
NFPROV-RE-98	24V DC	Red	98 ft	60Lm / ft	3.05W / ft	IP67	1.97" (50mm)	55.7 ft
NFPROV-RE-CC	24V DC	Red	Custom Cut	60Lm / ft	3.05W / ft	IP67	1.97" (50mm)	55.7 ft
NFPROV-GR-98	24V DC	Green	98 ft	149Lm / ft	3.05W / ft	IP67	1.97" (50mm)	55.7 ft
NFPROV-GR-CC	24V DC	Green	Custom Cut	149Lm / ft	3.05W / ft	IP67	1.97" (50mm)	55.7 ft
NFPROV-BL-98	24V DC	Blue	98 ft	30Lm / ft	3.05W / ft	IP67	1.97" (50mm)	55.7 ft
NFPROV-BL-CC	24V DC	Blue	Custom Cut	30Lm / ft	3.05W / ft	IP67	1.97" (50mm)	55.7 ft

98ft Reels Include: Attached 3ft Lead Wire w/ Standard Front Left Feed Connector (NFPROV-CONKIT-2PIN-FRNTL)
 Custom Cuts: Order (1) Power Feed and (1) **NFPRO-CC-ASSEMBLY** Assembly Fee per length of NFPRO

NEONFLEX PRO-V SERIES CUSTOM CUT ORDERING

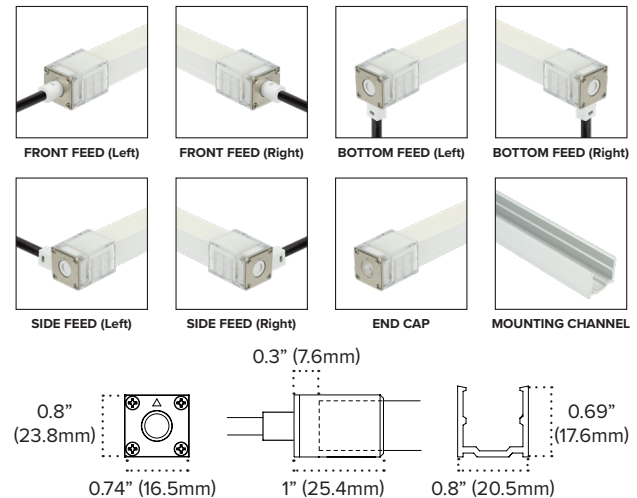
Custom Cut Orders - Please Allow Up To 2-4 Weeks Order Processing & Delivery



*Custom Cut Lengths must be calculated in 1.97" increments (Min 1ft / Max. 55.7ft). See pages 3-5 for cut increment guide. Each order should include 1x NFPRO-CC-ASSEMBLY and choice of power feed accessory per cut

NEONFLEX PRO-V SERIES ACCESSORIES

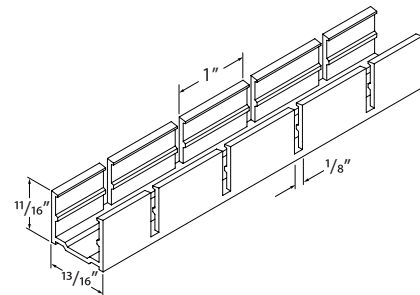

ITEM NUMBER	DESCRIPTION
NFPROV-CONKIT-2PIN-FRNTL	36" Pro-V Power Feed - Front Left (2-pin) w/ End Cap
NFPROV-CONKIT-2PIN-FRNTR	36" Pro-V Power Feed - Front Right (2-pin) w/ End Cap
NFPROV-CONKIT-2PIN-BTTML	36" Pro-V Power Feed - Bottom Left (2-pin) w/ End Cap
NFPROV-CONKIT-2PIN-BTTMR	36" Pro-V Power Feed - Bottom Right (2-pin) w/ End Cap
NFPROV-CONKIT-2PIN-SIDL	36" Pro-V Power Feed - Side Left (2-pin) w/ End Cap
NFPROV-CONKIT-2PIN-SIDR	36" Pro-V Power Feed - Side Right (2-pin) w/ End Cap
NFPROV-CONKIT-NS-2PIN-FRNTL	36" Pro-V, Screwless Power Feed - Front Left (2-pin) w/ End Cap
NFPROV-CONKIT-NS-2PIN-FRNTR	36" Pro-V, Screwless Power Feed - Front Right (2-pin) w/ End Cap
NFPROV-2JUMP6	6" Pro-V Linking Cable - Front Feed (2-pin)
NFPROV-2JUMP12	12" Pro-V Linking Cable - Front Feed (2-pin)
NFPROV-2JUMP24	24" Pro-V Linking Cable - Front Feed (2-pin)
NFPROV-2JUMP36	36" Pro-V Linking Cable - Front Feed (2-pin)
NFPROV-CHAN-1M	PRO-V 1m Aluminum Channel 20.5mm W x 17.6mm H



Special Orders - Please Allow Up To 2-4 Weeks Order Processing & Delivery

NEOFLEX PRO-V SERIES SPECIAL ORDER ACCESSORIES

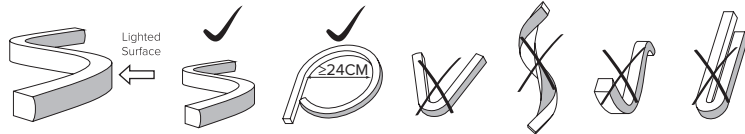
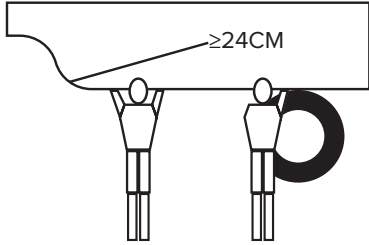
ITEM NUMBER	DESCRIPTION
NFPROV-FLEXCHAN-2M	Pro-V 2m Flexible Aluminum Channel 20.5mm W x 17.6mm H



RECOMMENDED POWER SUPPLIES *Phase Dimming Compatible With Most MLV, ELV, and TRIAC Dimmers*

ITEM NUMBER	DESCRIPTION	MAX / MIN LOAD	INPUT VOLTAGE	OUTPUT VOLTAGE	DIMMABLE	DIMENSIONS
ADPT-DRJ-30-24	Adaptive Series 30W	30W / 3W	100-277V AC	24V DC	Yes*	6.49"L x 3.6"W x 1.02"H
ADPT-DRJ-60-24	Adaptive Series 60W	60W / 6W	100-277V AC	24V DC	Yes*	7.4"L x 3.6"W x 1.02"H
ADPT-DRJ-96-24	Adaptive Series 96W	96W / 9.6W	100-277V AC	24V DC	Yes*	8.66"L x 3.6"W x 1.61"H
ADPT-DRJ-192-24	Adaptive Series 192W (2 x 96W)	192W / 19.2W	100-277V AC	24V DC	Yes*	10.94"L x 4.25"W x 1.8"H
ADPT-DRJ-288-24	Adaptive Series 288W (3 x 96W)	288W / 28.8W	100-277V AC	24V DC	Yes*	11.85"L x 4.25"W x 1.8"H

2 PERSON INSTALLATION RECOMMENDED
MINIMUM BEND RADIUS ≥24CM



NEONFLEX PRO-V SINGLE COLOR CUT INCREMENT GUIDE

Segment	Length (MM)	Length (Inches)	"Length (Feet)"
1	50	1.97	0.16
2	100	3.94	0.33
3	150	5.91	0.49
4	200	7.87	0.66
5	250	9.84	0.82
6	300	11.81	0.98
7	350	13.78	1.15
8	400	15.75	1.31
9	450	17.72	1.48
10	500	19.68	1.64
11	550	21.65	1.80
12	600	23.62	1.97
13	650	25.59	2.13
14	700	27.56	2.30
15	750	29.53	2.46
16	800	31.5	2.63
17	850	33.46	2.79
18	900	35.43	2.95
19	950	37.4	3.12
20	1000	39.37	3.28
21	1050	41.34	3.45
22	1100	43.31	3.61
23	1150	45.28	3.77
24	1200	47.24	3.94
25	1250	49.21	4.10
26	1300	51.18	4.27
27	1350	53.15	4.43
28	1400	55.12	4.59
29	1450	57.09	4.76
30	1500	59.06	4.92
31	1550	61.02	5.09
32	1600	62.99	5.25
33	1650	64.96	5.41
34	1700	66.93	5.58
35	1750	68.9	5.74
36	1800	70.87	5.91
37	1850	72.83	6.07
38	1900	74.8	6.23
39	1950	76.77	6.40
40	2000	78.74	6.56
41	2050	80.71	6.73
42	2100	82.68	6.89
43	2150	84.65	7.05
44	2200	86.61	7.22
45	2250	88.58	7.38
46	2300	90.55	7.55
47	2350	92.52	7.71
48	2400	94.49	7.87
49	2450	96.46	8.04
50	2500	98.43	8.20

Segment	Length (MM)	Length (Inches)	Length (Feet)
51	2550	100.39	8.37
52	2600	102.36	8.53
53	2650	104.33	8.69
54	2700	106.3	8.86
55	2750	108.27	9.02
56	2800	110.24	9.19
57	2850	112.2	9.35
58	2900	114.17	9.51
59	2950	116.14	9.68
60	3000	118.11	9.84
61	3050	120.08	10.01
62	3100	122.05	10.17
63	3150	124.02	10.34
64	3200	125.98	10.50
65	3250	127.95	10.66
66	3300	129.92	10.83
67	3350	131.89	10.99
68	3400	133.86	11.16
69	3450	135.83	11.32
70	3500	137.79	11.48
71	3550	139.76	11.65
72	3600	141.73	11.81
73	3650	143.7	11.98
74	3700	145.67	12.14
75	3750	147.64	12.30
76	3800	149.61	12.47
77	3850	151.57	12.63
78	3900	153.54	12.80
79	3950	155.51	12.96
80	4000	157.48	13.12
81	4050	159.45	13.29
82	4100	161.42	13.45
83	4150	163.39	13.62
84	4200	165.35	13.78
85	4250	167.32	13.94
86	4300	169.29	14.11
87	4350	171.26	14.27
88	4400	173.23	14.44
89	4450	175.2	14.60
90	4500	177.17	14.76
91	4550	179.13	14.93
92	4600	181.1	15.09
93	4650	183.07	15.26
94	4700	185.04	15.42
95	4750	187.01	15.58
96	4800	188.98	15.75
97	4850	190.94	15.91
98	4900	192.91	16.08
99	4950	194.88	16.24
100	5000	196.85	16.40

Segment	Length (MM)	Length (Inches)	Length (Feet)
101	5050	198.82	16.57
102	5100	200.79	16.73
103	5150	202.76	16.90
104	5200	204.72	17.06
105	5250	206.69	17.22
106	5300	208.66	17.39
107	5350	210.63	17.55
108	5400	212.6	17.72
109	5450	214.57	17.88
110	5500	216.54	18.05
111	5550	218.5	18.21
112	5600	220.47	18.37
113	5650	222.44	18.54
114	5700	224.41	18.70
115	5750	226.38	18.87
116	5800	228.35	19.03
117	5850	230.31	19.19
118	5900	232.28	19.36
119	5950	234.25	19.52
120	6000	236.22	19.69
121	6050	238.19	19.85
122	6100	240.16	20.01
123	6150	242.13	20.18
124	6200	244.09	20.34
125	6250	246.06	20.51
126	6300	248.03	20.67
127	6350	250	20.83
128	6400	251.97	21.00
129	6450	253.94	21.16
130	6500	255.91	21.33
131	6550	257.87	21.49
132	6600	259.84	21.65
133	6650	261.81	21.82
134	6700	263.78	21.98
135	6750	265.75	22.15
136	6800	267.72	22.31
137	6850	269.68	22.47
138	6900	271.65	22.64
139	6950	273.62	22.80
140	7000	275.59	22.97
141	7050	277.56	23.13
142	7100	279.53	23.29
143	7150	281.5	23.46
144	7200	283.46	23.62
145	7250	285.43	23.79
146	7300	287.4	23.95
147	7350	289.37	24.11
148	7400	291.34	24.28
149	7450	293.31	24.44
150	7500	295.27	24.61

NEONFLEX PRO-V SINGLE COLOR CUT INCREMENT GUIDE

Segment	Length (MM)	Length (Inches)	"Length (Feet)"
151	7550	297.24	24.77
152	7600	299.21	24.93
153	7650	301.18	25.10
154	7700	303.15	25.26
155	7750	305.12	25.43
156	7800	307.09	25.59
157	7850	309.05	25.75
158	7900	311.02	25.92
159	7950	312.99	26.08
160	8000	314.96	26.25
161	8050	316.93	26.41
162	8100	318.9	26.58
163	8150	320.87	26.74
164	8200	322.83	26.90
165	8250	324.8	27.07
166	8300	326.77	27.23
167	8350	328.74	27.40
168	8400	330.71	27.56
169	8450	332.68	27.72
170	8500	334.65	27.89
171	8550	336.61	28.05
172	8600	338.58	28.22
173	8650	340.55	28.38
174	8700	342.52	28.54
175	8750	344.49	28.71
176	8800	346.46	28.87
177	8850	348.42	29.04
178	8900	350.39	29.20
179	8950	352.36	29.36
180	9000	354.33	29.53
181	9050	356.3	29.69
182	9100	358.27	29.86
183	9150	360.24	30.02
184	9200	362.2	30.18
185	9250	364.17	30.35
186	9300	366.14	30.51
187	9350	368.11	30.68
188	9400	370.08	30.84
189	9450	372.05	31.00
190	9500	374.02	31.17
191	9550	375.98	31.33
192	9600	377.95	31.50
193	9650	379.92	31.66
194	9700	381.89	31.82
195	9750	383.86	31.99
196	9800	385.83	32.15
197	9850	387.79	32.32
198	9900	389.76	32.48
199	9950	391.73	32.64
200	10000	393.7	32.81

Segment	Length (MM)	Length (Inches)	Length (Feet)
201	10050	395.67	32.97
202	10100	397.64	33.14
203	10150	399.61	33.30
204	10200	401.57	33.46
205	10250	403.54	33.63
206	10300	405.51	33.79
207	10350	407.48	33.96
208	10400	409.45	34.12
209	10450	411.42	34.29
210	10500	413.39	34.45
211	10550	415.35	34.61
212	10600	417.32	34.78
213	10650	419.29	34.94
214	10700	421.26	35.11
215	10750	423.23	35.27
216	10800	425.2	35.43
217	10850	427.16	35.60
218	10900	429.13	35.76
219	10950	431.1	35.93
220	11000	433.07	36.09
221	11050	435.04	36.25
222	11100	437.01	36.42
223	11150	438.98	36.58
224	11200	440.94	36.75
225	11250	442.91	36.91
226	11300	444.88	37.07
227	11350	446.85	37.24
228	11400	448.82	37.40
229	11450	450.79	37.57
230	11500	452.76	37.73
231	11550	454.72	37.89
232	11600	456.69	38.06
233	11650	458.66	38.22
234	11700	460.63	38.39
235	11750	462.6	38.55
236	11800	464.57	38.71
237	11850	466.53	38.88
238	11900	468.5	39.04
239	11950	470.47	39.21
240	12000	472.44	39.37
241	12050	474.41	39.53
242	12100	476.38	39.70
243	12150	478.35	39.86
244	12200	480.31	40.03
245	12250	482.28	40.19
246	12300	484.25	40.35
247	12350	486.22	40.52
248	12400	488.19	40.68
249	12450	490.16	40.85
250	12500	492.13	41.01

Segment	Length (MM)	Length (Inches)	Length (Feet)
251	12550	494.09	41.17
252	12600	496.06	41.34
253	12650	498.03	41.50
254	12700	500	41.67
255	12750	501.97	41.83
256	12800	503.94	42.00
257	12850	505.9	42.16
258	12900	507.87	42.32
259	12950	509.84	42.49
260	13000	511.81	42.65
261	13050	513.78	42.82
262	13100	515.75	42.98
263	13150	517.72	43.14
264	13200	519.68	43.31
265	13250	521.65	43.47
266	13300	523.62	43.64
267	13350	525.59	43.80
268	13400	527.56	43.96
269	13450	529.53	44.13
270	13500	531.5	44.29
271	13550	533.46	44.46
272	13600	535.43	44.62
273	13650	537.4	44.78
274	13700	539.37	44.95
275	13750	541.34	45.11
276	13800	543.31	45.28
277	13850	545.27	45.44
278	13900	547.24	45.60
279	13950	549.21	45.77
280	14000	551.18	45.93
281	14050	553.15	46.10
282	14100	555.12	46.26
283	14150	557.09	46.42
284	14200	559.05	46.59
285	14250	561.02	46.75
286	14300	562.99	46.92
287	14350	564.96	47.08
288	14400	566.93	47.24
289	14450	568.9	47.41
290	14500	570.87	47.57
291	14550	572.83	47.74
292	14600	574.8	47.90
293	14650	576.77	48.06
294	14700	578.74	48.23
295	14750	580.71	48.39
296	14800	582.68	48.56
297	14850	584.64	48.72
298	14900	586.61	48.88
299	14950	588.58	49.05
300	15000	590.55	49.21



NEONFLEX PRO-V SINGLE COLOR CUT INCREMENT GUIDE

Segment	Length (MM)	Length (Inches)	"Length (Feet)"
301	15050	592.52	49.38
302	15100	594.49	49.54
303	15150	596.46	49.71
304	15200	598.42	49.87
305	15250	600.39	50.03
306	15300	602.36	50.20
307	15350	604.33	50.36
308	15400	606.3	50.53
309	15450	608.27	50.69
310	15500	610.24	50.85
311	15550	612.2	51.02
312	15600	614.17	51.18
313	15650	616.14	51.35
314	15700	618.11	51.51
315	15750	620.08	51.67
316	15800	622.05	51.84
317	15850	624.01	52.00
318	15900	625.98	52.17
319	15950	627.95	52.33
320	16000	629.92	52.49
321	16050	631.89	52.66
322	16100	633.86	52.82
323	16150	635.83	52.99
324	16200	637.79	53.15
325	16250	639.76	53.31
326	16300	641.73	53.48
327	16350	643.7	53.64
328	16400	645.67	53.81
329	16450	647.64	53.97
330	16500	649.61	54.13
331	16550	651.57	54.30
332	16600	653.54	54.46
333	16650	655.51	54.63
334	16700	657.48	54.79
335	16750	659.45	54.95
336	16800	661.42	55.12
337	16850	663.38	55.28
338	16900	665.35	55.45
339	16950	667.32	55.61
340	17000	669.29	55.77



AMERICAN LIGHTING WARRANTY

LIMITED WARRANTY FOR LED PRODUCTS: 3 YEARS

LIMITED PRODUCT WARRANTY

Our products are warranted to be free from defects in material and workmanship for the warranty period listed. Warranty periods begin from the date of shipment from American Lighting Inc's warehouse to the original purchaser. Products that prove to be defective during their specific warranty period will be either repaired or replaced, at the sole discretion of American Lighting Inc. Claims for defective products must be submitted in writing to American Lighting Inc's RGA Department within the warranty period. Upon approval of such return, American Lighting Inc reserves the right to inspect the product for misuse or abuse. Claims for indirect or consequential damages or for product that, in American Lighting Inc's opinion, has been misused will be denied. This is a warranty of product reliability only and not a warranty of merchantability or fitness for a particular purpose. American Lighting Inc shall have no liability whatsoever in any event for payment of incidental or consequential damages, including, without limitations, installation costs and/or damages for personal injury and/or property. These products may represent a possible shock or fire hazard if improperly installed or altered in any way. This warranty does not apply to any product that has not been properly installed in accordance with current local codes and/or the National Electrical Code. Products that require a transformer, driver, or power supply must be used in conjunction with American Lighting Inc's recommended power supply to ensure safety and retain product warranty.

PRODUCT SPECIFICATIONS

For the latest product information, updates, instructions and details concerning specifications, colors, finishes, performance, installation and design, visit www.americanlighting.com. Color may vary from the color printed herein due to limitations in photographic and printing processes. American Lighting Inc. reserves the right to change product specifications without notice. Other product specifications such as color temperature, wavelength characteristics and lumen output are subject to production limitations and may vary. LED technology is changing rapidly, and not all color temperatures and performance levels can be duplicated at a later time. Best practices include purchasing 10-15% more for a particular project on the same initial order where white LED color temperatures must be maintained over project and product life. Eventual product replacement should be considered at layout and design stages. Best practices also include testing connections and product performance prior to mounting and/or installing.

AVERAGE LIFE

Average incandescent lamp life, rated life and average life are terms used to describe the number of hours at which half of the lamps have failed. For LEDs, the hours of rated life specify the point where 70% of original lumen output is reached. Below this point, the effective life is over, however, the LED may still emit light. Individual results may vary with actual environmental conditions including, but not limited to, proper installation, ambient temperature and/or input voltage fluctuations.