



LOCATION		DATE
PREPARED BY		QUANTITY
COMMENTS		FIXTURE TYPE
CATALOG NUMBER		

## LED Striplight LSL Series

### Features

This clean appearance striplight can be mounted to a ceiling or wall and provides a wide distribution of light with a white diffuser. Adjustable CCT 3000K or 4000K. It can be used in various applications including offices, corridors, garages, kitchens and public spaces. Fixture mounts to standard junction box (not included)



### Bi-Level Motion Sensor (Optional '-MS')

- Built-in daylight sensor
- Detection area, time delay and daylight threshold can be precisely set via DIP switch
- Wide detection area, range up to 50 ft. (16 m) max

### Emergency Back-Up (Optional 'BB')

- 90 minute run-time
- 9.6VDC LiFePO4 battery
- 8 watts

### Construction

Housing is die-formed of 22-gauge steel. Standard mounting holes are included. Power supply connections can be made inside the fixture wire way or in a junction box (not included).

### Finish

Housing is finished in lighting grade white baked gloss enamel paint.

### Diffuser

White acrylic diffuser.

### Electrical (MV)

This unit is wired with a constant current low voltage electronic LED driver. 120-277V universal-voltage (non-dimmable) driver.

### Electrical (D2)

Input 120-277 VAC/60 Hz. Fixture includes integrated motion sensor with built-in 3-step dimming function. Not compatible with dimming circuits.

### LED

Integrated LED modules capable of producing:  
 34W = 4100 source lumens, 3500 delivered lumens (Non-dimming)  
 34W = 4100 source lumens, 3100 delivered lumens (Dimming/motion sensor)  
 3000K or 4000K (CCT). Rated for 50,000 hrs., 90 CRI.

### Certification

All fixtures are cETLus listed for indoor damp locations. ENERGY STAR® qualified

### Warranty

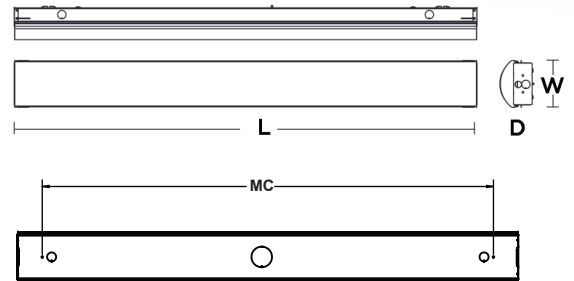
Limited warranty: This fixture is free from defects in materials and workmanship for a period of 5 years from date of purchase.

Specifications and dimensions subject to change without notice.

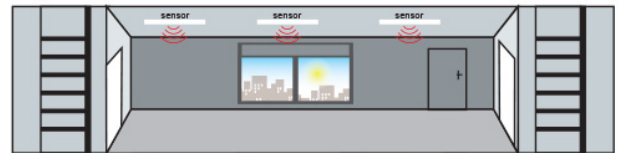
## Ordering Information:

Non-Dimming	LED	Source Lumens	Delivered Lumens	Adjustable CCT	L	W	D	MC
LSL484100LAJMVVWH	34W	4100	3500	3000K or 4000K	48"	4-7/8"	3-1/2"	32-1/8"
LSL484100LAJMVVHBB	34W	4100	3500	3000K or 4000K	48"	4-7/8"	3-1/2"	32-1/8"

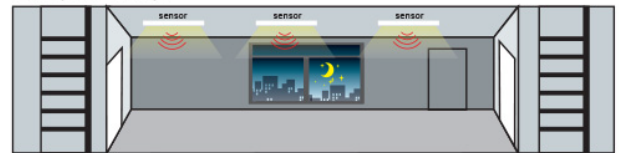
With Dimming Motion Sensor	LED	Source Lumens	Delivered Lumens	Adjustable CCT	L	W	D	MC
LSL484100LAJD2WH-MS	34W	4100	3100	3000K or 4000K	48"	4-7/8"	3-1/2"	32-1/8"
LSL484100LAJD2WH-MSBB	34W	4100	3100	4000K or 4000K	48"	4-7/8"	3-1/2"	32-1/8"



When sufficient light, the fixtures will not switch on.



When insufficient light, the fixtures turn on at desired dimming level (10% - 50%).



When motion is detected, fixtures switch to full light output.



After standby period of no motion, fixtures return to desired dimming level (10%-50%).

