



LOCATION		DATE
PREPARED BY		QUANTITY
COMMENTS		FIXTURE TYPE
CATALOG NUMBER		

## Clara LED Flush Mount CLAF Series

### Features

This modern hex frame design provides a dramatic look and features interchangeable grey linen fabric and white acrylic side diffusers. White bottom acrylic diffuser. Ideal use in kitchens, hallways, and anywhere general lighting is needed. Provides lighting in residential, commercial and hospitality applications. Fixture mounts to standard junction box (not included).



### Construction

The canopy is made of 22-gauge cold rolled steel. The LED pan is white painted. Standard mounting holes and hardware included. The canopy fits over a standard junction box. Power supply connections must be made inside a junction box (not included).

### Finish

Satin Nickel finished hex frame.

### Diffuser

Interchangeable panel side diffusers. Grey Linen and White Acrylic side diffusers included. White acrylic bottom diffuser.

### Electrical

Input 120 VAC / 60HZ.  
Compatible with TRIAC and ELV dimmers.

### LED

Integrated LED modules capable of producing:  
20W = 1800 source lumens  
Adjustable Choice 3000K, 3500K, 4000K (CCT).  
Rated for 50,000 Hrs., 90 CRI.

### Certification

All fixtures are cETLus listed for indoor damp locations.

### Warranty


Limited warranty: This fixture is free from defects in materials and workmanship for a period of 5 years from date-of-purchase.

**Specifications and dimensions  
subject to change without notice.**

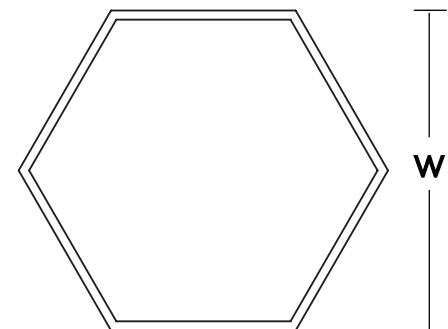
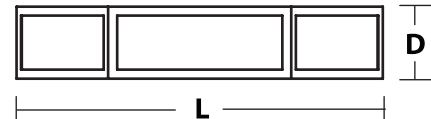
2 LOOKS IN 1



Grey Linen Fabric



White Acrylic



## Ordering Information:

Satin Nickel	LED	Source Lumens	Adjustable CCT	L	W	D
CLAF1418LAJD1SNGY	20W	1800	3000K/3500K/4000K	16"	13-7/8"	3-3/4"