



LOCATION		DATE
PREPARED BY		QUANTITY
COMMENTS		FIXTURE TYPE
CATALOG NUMBER		

Charlotte LED Vanity CHV Series

Features

Contemporary vanity with perforated metal ends. Fixture can be mounted horizontally or vertically. Power supply connections must be made in standard junction box (not included).

Construction

The wiring channel is formed from 22-gauge steel and is provided with standard mounting holes and wiring access.

Finish

All cast metal components are finished in Satin Nickel or Oil-Rubbed Bronze.

Diffuser

White linen shade.

Electrical

Input 120-277 VAC 60 Hz.
Compatible with 0-10V dimmers.

LED

Integrated LED modules capable of producing:
26W = 2000 source lumens
35W = 3000 source lumens
Adjustable Choice 3000K, 3500K, 4000K (CCT).
Rated for 50,000 Hrs. 90 CRI.


Certification

All fixtures are cETLus listed for indoor damp locations.
ADA


Warranty

Limited warranty: This fixture is free from defects in materials and workmanship for a period of 5 years from date-of-purchase.


Specifications and dimensions
subject to change without notice.



Satin Nickel



Oil-Rubbed Bronze



Ordering Information:

Satin Nickel	Oil-Rubbed Bronze	LED	Source Lumens	Adjustable CCT	L	H	D
CHV290520LAJD2SN	CHV290520LAJD2RB	26W	2000	3000K/3500K/4000K	29-1/4"	4-1/2"	3-3/8"
CHV410530LAJD2SN	CHV410530LAJD2RB	35W	3000	3000K/3500K/4000K	41-1/4"	4-1/2"	3-3/8"